




Illustration	Scale drawing	Contact arrangement (Plug-in side)																		
		 <table border="1"> <thead> <tr> <th></th> <th>X</th> <th>Y</th> </tr> </thead> <tbody> <tr> <td>1</td> <td>3,03</td> <td>-1,75</td> </tr> <tr> <td>2</td> <td>3,03</td> <td>1,75</td> </tr> <tr> <td>3</td> <td>0,00</td> <td>3,50</td> </tr> <tr> <td>4</td> <td>-3,03</td> <td>1,75</td> </tr> <tr> <td>5</td> <td>-3,03</td> <td>-1,75</td> </tr> </tbody> </table>		X	Y	1	3,03	-1,75	2	3,03	1,75	3	0,00	3,50	4	-3,03	1,75	5	-3,03	-1,75
	X	Y																		
1	3,03	-1,75																		
2	3,03	1,75																		
3	0,00	3,50																		
4	-3,03	1,75																		
5	-3,03	-1,75																		

## Technical data

Contact material	CuZn (brass)
Contact plating	Ag (silver)
Contact body material	PBT (UL94 V-0)
Housing material	PA
REACH SVHC	CAS 96-45-7 (Imidazolidine-2-thione) CAS 7439-92-1 (Lead)

Product description **M16 IP67 male angled connector, Contacts: 5, 6.0 - 8.0 mm, shielding is not possible, solder, IP67**

Area **M16 IP67 series 723**  
Order number **99 0113 75 05**

### Component part drawing



Product description	<b>M16 IP67 male angled connector, Contacts: 5, 6.0 - 8.0 mm, shielding is not possible, solder, IP67</b>
Area	<b>M16 IP67 series 723</b>
Order number	<b>99 0113 75 05</b>

## Security notices

The connector must not be connected or separated under load. Non-observance and incorrect use can result in personal injury.

The connectors are designed for use in plant, control system and electrical equipment. The end user is responsible for checking whether the connectors are suitable for use in other applications.

Connectors used in electrical circuits containing hazardous life parts must only be assembled and used by or under the supervision of persons with the requisite electrotechnical training, taking the applicable regulations and standards into account.

Connectors with degree of protection IP 67 and IP 68 are not suitable for use under water. When used outdoors, the connectors must be separately protected against corrosion. For further information about IP degrees of protection refer to 'Technical support' in the Download Centre.

The connector is not suitable for mains voltages. Please observe the pollution degrees and the overvoltage category. For further information refer to 'Technical support' in the Download Centre.

To lock the cable connector to the equipment connector, the threaded ring is tightened until it is 'finger-tight' (approx. 50 cNm).